

How to Properly Recycle and Dispose of Garbage

Please drop off your garbage at the collection point by **8:30 a.m.** on the collection day.
(Do not put it out on the day before.)

Notes on bringing garbage directly to the sanitation center

- (1) You can only bring in garbage on weekdays (closed for the End of the year and New Year holidays) and once a month on a specified Sunday or public holiday.
- (2) Garbage is weighed according to type, so please sort it before bringing it to the center.
- (3) Please confirm opening hours and other details via the contacts below.

Burnable Garbage

Disposal Methods

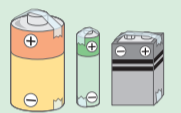
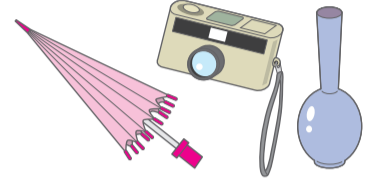
- (1) Please use bags designated for burnable garbage (labeled with red text) or garbage disposal tickets (for newspapers, magazines, cardboard, and leafy branches).
- (2) Make sure recyclable and non-burnable items are not mixed.
- (3) Please remove as much moisture from food waste as possible.
- (4) Wrap items that could cause injury such as bamboo skewers in paper or something similar.
- (5) Soak up cooking oil with paper or cloth, or solidify it before disposal.



Non-burnable Garbage

Disposal Methods

- (1) Please use bags designated for non-burnable garbage (labeled with black text).
- (2) Make sure recyclable and burnable items are not mixed.
- (3) Non-burnable items too large to fit in the bags need to be disposed of as bulky waste.
- (4) Wrap hazardous items such as knives or broken glass, in paper or something similar, and clearly label the contents.
- (5) Do not break fluorescent bulbs before disposal. (It is alright if they protrude from the non-burnable garbage bag)
- (6) The contents of gas canisters and spray cans must be fully emptied. Puncture canisters and cans before disposal.
- (7) Wrap batteries with cellophane tape, then place them in a plastic bag or similar. Clearly label as "Batteries." (Do not use designated non-burnable garbage bags for the disposal of batteries.)
*Watch batteries and rechargeable batteries cannot be disposed of with regular garbage.



Bulk Waste


Furniture, etc., that does not fit in the designated garbage bags

Bulky waste cannot be disposed of at garbage collection points.

Disposal of tatami mats is limited to 20 a day per household.

<Methods of Dispose>
Please bring bulky waste directly to the sanitation center or request collection from one of the centers listed below.

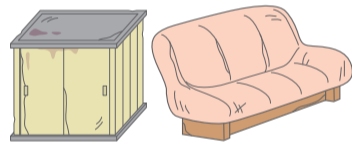
(Sanitation centers can collect your items at a scheduled date and time for a fee.)



Non-collectible Waste

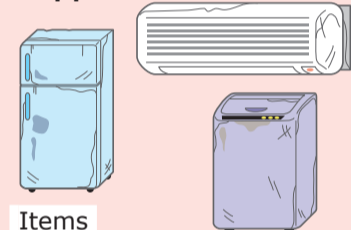
Waste from moving Business-generated waste

Businesses like stores, restaurants, and offices need to either properly dispose of waste generated from commercial activity themselves, or contact a licensed waste collection and transportation service.



Non-processable Waste

Six recyclable home appliances



Items
TVs, refrigerators, freezers, air conditioners, washing machines, clothes dryers

Disposal Methods
Contact the store you purchased the item from or a specialized disposal company.

Recycling computers

Items Computers

Disposal Methods Contact the store you purchased the computer from or its manufacturer.



Other non-processable waste

Items Agricultural equipment (farm tools, agricultural plastic, pesticides, pesticide containers, seedling trays, greenhouse poles, etc.), chemical products, fire extinguishers, concrete blocks, tiles, petroleum products and waste oils, automotive and motorcycle parts (tires, batteries, bumpers, etc.), construction waste, medical waste, religious objects, etc.

Disposal Methods Contact the store you purchased the item from or a specialized disposal company.

Recyclable Waste

Glass containers/bottles

Preparing for Disposal

Glass food containers or drink bottles

Disposal Methods

- (1) Please use bags designated for glass containers and bottles (labeled with blue text).
- (2) Rinse out the inside of the container or bottle.
- (3) Dispose of any metal caps separately with other metal containers and cans.
- (4) If the glass is broken, wrap it in paper or something similar.
- (5) Dispose of glass containers and bottles with residue or oil in them and tempered glass items as non-burnable garbage.



Metal containers/cans

Preparing for Disposal

Metal food containers or drink cans with these recycling symbols

Disposal Methods

- (1) Please use bags designated for metal containers and cans (labeled with green text).
- (2) Rinse out the inside of the container or can.
- (3) Do not crush metal containers or cans.
- (4) Dispose of metal containers and cans with residue or oil in them as non-burnable garbage.



Plastic containers and packaging

Preparing for Disposal

Plastic containers and packaging with this recycling symbols

Disposal Methods

- (1) Please use bags designated for plastic containers and packaging (labeled with purple text).
- (2) If items are dirty, rinse them lightly with water or wipe them clean.
- (3) Contents of these designated bags will be sorted, so please do not place items in another plastic bag before placing them in the designated bags.
- (4) Dispose of containers and packaging with residue or oil on them as burnable garbage.



Plastic PET bottles

Preparing for Disposal

Food or drink plastic PET bottles with this recycling symbols

Disposal Methods

- (1) Please use bags designated for plastic PET bottles (labeled with yellow text).
- (2) Remove and dispose of labels and caps separately with other plastic containers and packaging.
- (3) Rinse out the inside of the bottle.
- (4) Do not crush bottles.
- (5) Dispose of plastic PET bottles with residue or oil in them as burnable garbage.



Waste paper

Paper cartons

Disposal Methods

Preparing for Disposal

Paper cartons with white interiors and this recycling symbols

- (1) Rinse out the inside and let it dry.
- (2) Cut the cartons open and tie them in a stack with a string so that it crosses on each side.
- (3) Dispose of paper cartons with foil interiors as burnable garbage.



Newspapers, magazines, cardboard, paper containers and packaging

Preparing for Disposal

Dry paper waste that is free of non-paper materials like nylon

Examples: Newspapers, advertising flyers, books, cardboard, paper containers and packaging, copy paper, envelopes (with the plastic part removed), calendars, notebooks, posters, postcards, business cards, etc.



Disposal Methods

- (1) Dispose of different kinds of waste paper separately. Lay items out flat (fold as needed), stack neatly, then tie with string so that it crosses on both sides.
- (2) Newspapers, magazines, and cardboard brought to the garbage collection point are considered burnable garbage and need to have a garbage disposal ticket attached.
- (3) Dispose of thermal paper, waterproof paper, and wax-coated cardboard as burnable garbage.

Contact Information



Southern Sanitation Center 160-2 Yamagami, Kamishigeoka, Naraha Town, Futaba-gun

TEL(0240) 25-4609















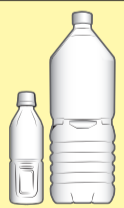





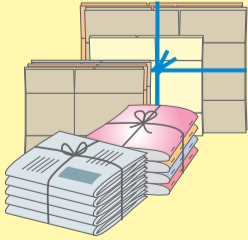
Northern Sanitation Center 4-1 Okitsu, Murohara, Namie Town, Futaba-gun

TEL(0240) 35-5454

Office of Facility Maintenance, Futaba District Broader Municipality Association 553-1 Kobama, Tomioka Town, Futaba-gun

TEL(0240) 22-3333

*Please check the relevant town or village's Garbage Collection Calendar for collection days.*Be sure to put out garbage on the appropriate day. Keep the collection point clean.

Category	Items	Collection	Fees	Designated garbage bags, etc.
Non-recyclable Waste				
Burnable garbage 	This refers to waste that is not recyclable, but that can be incinerated. Examples: Clothing, audio and other recording media (videotapes, CDs, DVDs, floppy disks, MiniDiscs), rigid plastic products (buckets, office items, toys), disposable heat packs, leather products (with metal removed), desiccants, drying agents, food waste, disposable diapers (with solid waste removed), footwear (leather shoes, boots, sneakers, sandals), paper and plastic products without recycling logos, or items with recycling logos that are too dirty to recycle.	Collection is twice a week on designated days.	Large bags: 500 yen per bag (set of 10)	
Burnable garbage (garbage disposal tickets) 	Examples: Items not accepted at recycling points or sanitation centers including newspapers, magazines, cardboard, and leafy branches. Newspapers and magazines: Stack up to 30 cm high and tie with string so that it crosses on both sides. Cardboard: Fold up to a size of 50 cm by 60 cm with a thickness of up to 20 cm, and tie with string so that it crosses on both sides. Leafy branches: Branches can each be up to 50 cm long and 10 cm in diameter. (If you bring leafy branches directly to the sanitation center, each branch can be up to 100 cm long and 10 cm in diameter. Bundles should still be a maximum of 30 cm in diameter.)		Garbage disposal ticket: 300 yen per bundle (set of 10)	
Non-burnable garbage 	This refers to waste like metal and ceramics that is neither recyclable nor burnable. Examples: Cooking utensils (frying pans, pots, kettles, knives), tableware (plates, bowls, cups), small electrical appliances (rice cookers, electric kettles, irons, audio equipment), gardening supplies (wire, saws, shovels, flower pots, screwdrivers), daily necessities (mirrors, light fixtures), and spray cans (please puncture and release any gas).	Collection is once a month on a designated day.	Large bags: 500 yen per bag (set of 10) Small bags: 300 yen per bag (set of 10)	
Recyclable Waste				
Glass containers/bottles 	This refers only to glass food containers or drink bottles. If the glass is broken, wrap it in paper or something similar. Examples: Liquor bottles (whiskey, shochu, wine) and food containers (jam, coffee, preserved foods, vinegar, soy sauce, sweets).	Collection is once a month on a designated day.	250 yen per bag (set of 10)	
Metal containers/cans 	This refers only to aluminum or steel food containers or drink cans with a recycling logo. Examples: Cans and canisters for juice, beer, sweets, or dried foods, and metal caps from bottles. Recycling Marker:  Aluminum  Steel	Collection is once a month on a designated day.		
Plastic containers and packaging 	This refers only to product containers and packaging with a plastic recycling logo. Examples: Containers and packaging for sweets, bento lunches, and instant noodles; trays for fresh food; caps and labels from plastic PET bottles; egg cartons; bags for clothing, food, and general goods; bottles and tubes for condiments and detergents; container caps and lids; protective and stabilizing packing materials; and styrofoam. Recycling Marker:  Plastic	Collection is once a week on a designated day.		
Plastic PET bottles 	This refers only to plastic PET bottles for food or drinks with a recycling logo. Examples: Plastic PET bottles used for soft drinks, alcoholic beverages, and condiments. Recycling Marker:  PET	(Plastic containers and packaging, plastic PET bottles, and paper cartons are collected on the same day.)		
Waste paper	Paper cartons 	This refers only to paper cartons with white interiors. Examples: Milk cartons and juice cartons. (Cartons with foil interiors should be disposed of as burnable garbage.)		Free
	Newspapers, magazines, cardboard, paper containers and packaging 	This refers to paper that is free of non-paper materials like nylon. Examples: Newspapers, advertising flyers, comic books, books, cardboard, paper containers and packaging (boxes with recycling logos for cookies, cigarettes, tissues, or gifts), copy paper, posters, postcards, catalogs, notebooks, business cards, pamphlets, envelopes (with the plastic part removed), and calendars. Recycling Marker:  Paper	Please bring these items to a sanitation center or recycling point (availability and names may vary by municipality; contact your town or village hall for details).	

*Please check the relevant town or village's Garbage Collection Calendar for collection days.*Be sure to put out garbage on the appropriate day. Keep the collection point clean.